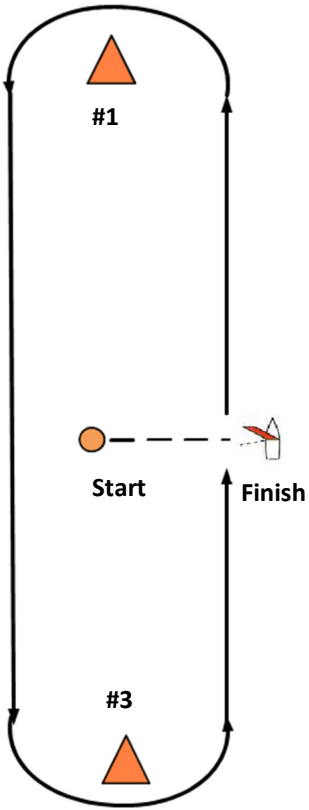


LAKE TOWNSEND YACHT CLUB SERIES RACE COURSES


COURSE "W"



MARKS

- W: Start-1-3-Finish
- W2: Start-1-3-1-3-Finish
- W3: Start-1-3-1-3-1-3-Finish


COURSE "WD"



MARKS

- WD: Start-1-3-1-Finish
- WD2: Start-1-3-1-3-1-Finish

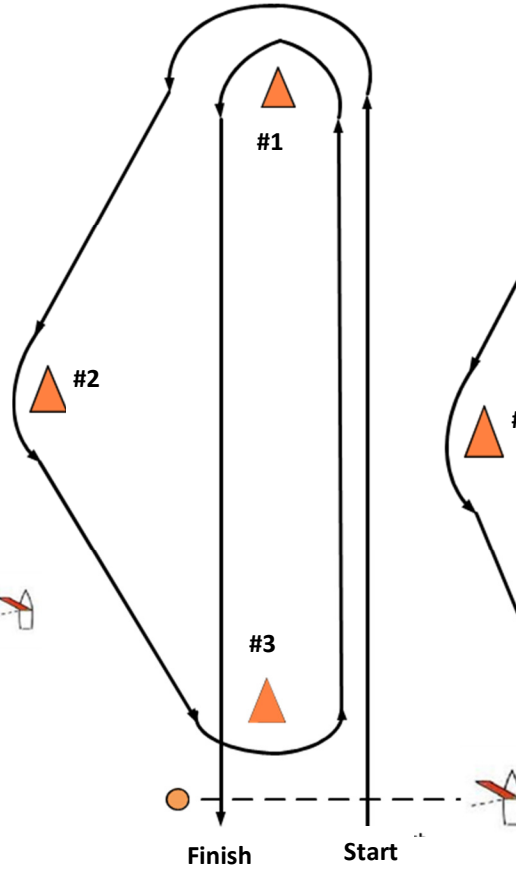
WINTER 2 COURSE



MARKS

- Start-1-Finish
- 2: Start-1-3-1-Finish
- 3: Start-1-3-1-3-1-Finish

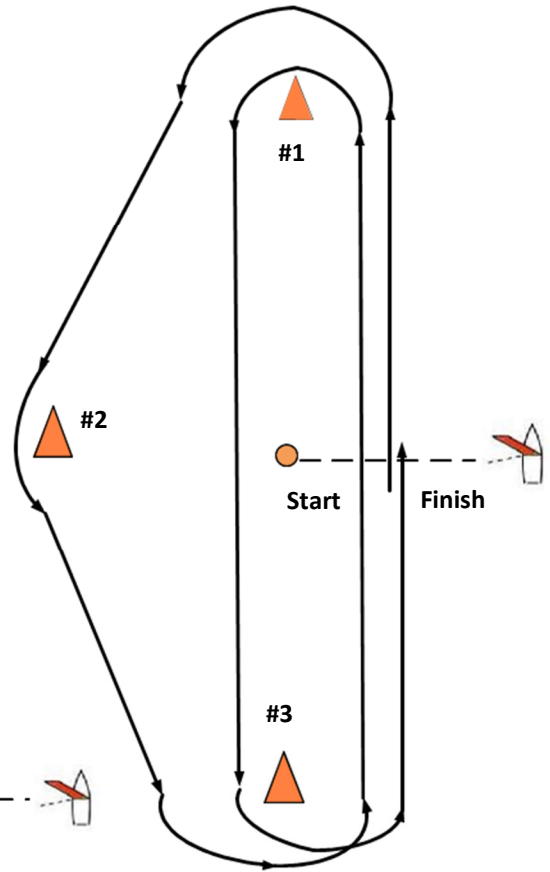
COURSE "G"



MARKS

- Start-1-2-3-1-Finish

COURSE "O"



MARKS

- Start-1-2-3-1-3-Finish



LEGEND



Marks



OFF SET – If Employed



Starting Pin



RC Boat

OFFSET MARK

Race Committee may set an offset mark near the windward mark. When employed, boats shall round the weather mark and offset mark, leaving each mark to port.

GATE NOTE

If employed, boats must pass between the two marks of the gate in the direction from the last mark, leaving the port gate to port or the starboard gate to starboard.

