

Lake Townsend Yacht Club *Tell Tales*

DECEMBER 2024



LTYC Wishes You



A VERY MERRY
CHRISTMAS
and Happy New Year!

Change of Watch Banquet

Another year has passed and it's time to celebrate the accomplishments of the past year and announce preliminary plans for the coming year.

Or...
just get together for a good meal and a little fun.

This year's Change of Watch and Annual Awards Banquet will be held at the Bryan Park Pavilion on the 26th of January.

We' will be

1. Welcoming new members,
2. Recognizing individual accomplishments from both the Frsotbite Series and the Summer Series of racing,
3. Installing the slate of officers for 2025 and
4. Partying!!!

Don't put this off.

Do it NOW so you don't forget!

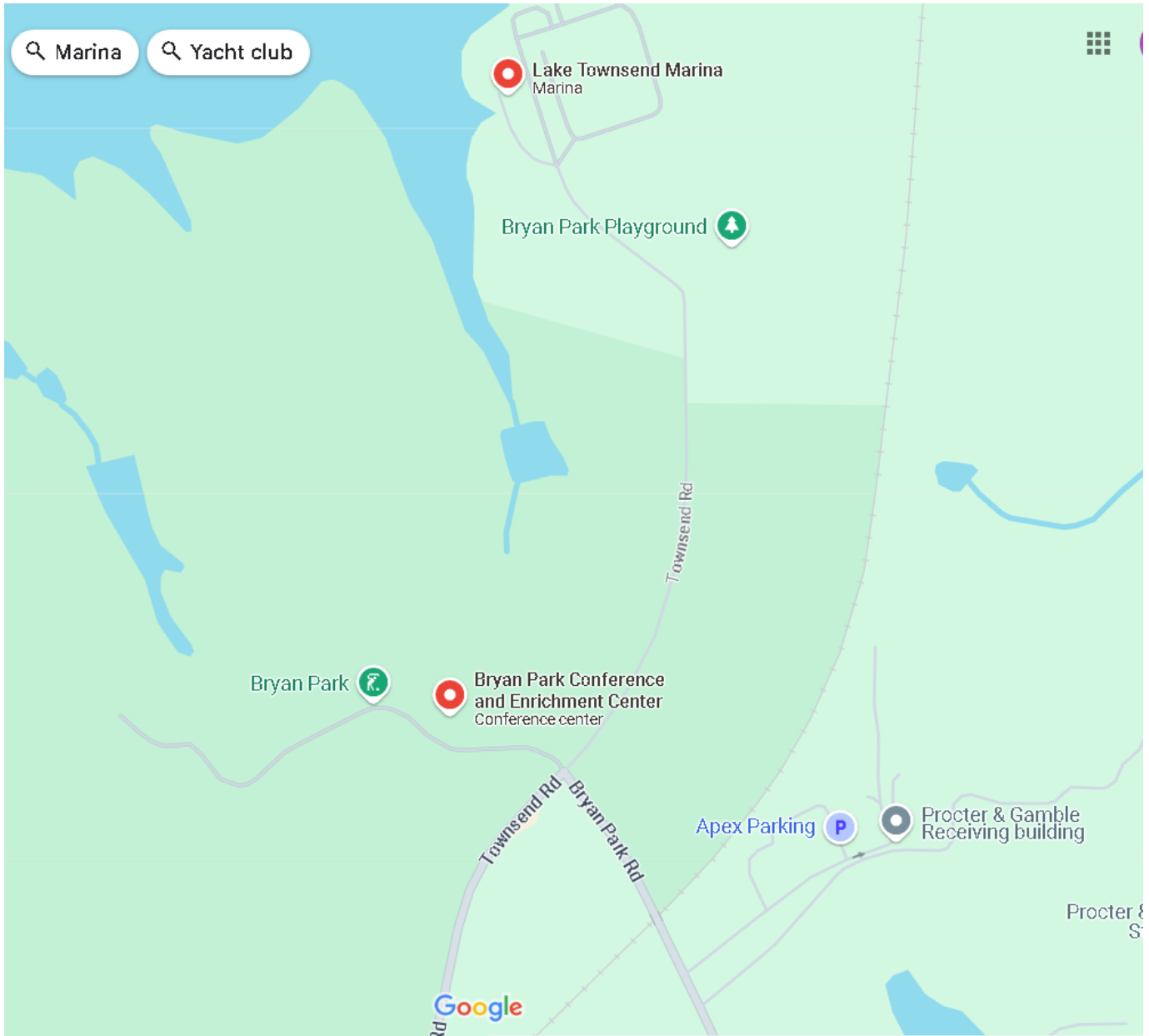
REGISTER HERE and mark your calendar to be sure you don't miss out.

Registration Deadline: Midnight Sunday, 19 January 2024

Happy Hour with cash bar at 5 pm Dinner at 6 p.m.

Continued on next page

Continued from previous page



You registered above, right? If not...

[REGISTER HERE](#)

and don't forget to mark your calendar, set an alarm in your phone! You don't want to miss out on this.

It's That Time of Year

RENEW YOUR MEMBERSHIP NOW!!

2025 Membership Renewals Are Open

The Benefits of Membership

Competitive Fun Sailing

On the second Saturday of each month we hold our regular LTYC race series. This is 'around the buoys' racing where courses are laid out and there is a Signal Boat (pontoon boat) which carries the Race Committee who administer the race. There are specific times set to attend an online competitors meeting prior to the race day and to have your boat at the starting area to race. Typically, there are three races run.

Social Fun Sailing

On the fourth Saturday of each month we have a Sail-abration! There is no set time or agenda. This weekend is for daysailing and cruising just for fun. Club members are there who may either invite you to go sailing on their boat or give you advice about sailing your boat or a rental. It's a good time to practice and improve your sailing or racing skills. Best way to learn is to be onboard with one of our experienced skippers.

Other Benefits

Seminars and training for beginning and intermediate sailors

Availability of club boats including three Flying Scots, two Wayfarers, and a Tanzer 16. All are ready for use, mast-up and on trailers. For more information, see the [club sailboat usage policy, agreement, and reservations](#) in the Members' Cove.



New Membership

Membership Renewal

Continued on next page

...Give the gift of



- *Give someone the gift of youth or adult sailing lessons on beautiful Lake Townsend, in Greensboro's Bryan Park complex - or*
- *Give someone the gift of membership in the Lake Townsend Yacht Club*

For information on gifting lessons,
email education@laketownsendyachtclub.com

For information on gifting a membership,
email membership@laketownsendyachtclub.com

2022-2023 Winter Series

Races on Saturday the 14th of December were canceled due to lack of participation.

Good winds were forecast, but it was damp and much colder weather than we have recently experienced. I suspect that most just couldn't get enthused at facing the cold and damp, anticipating that they were probably going to get wet either while launching or retrieving their boats—not to mention having to endure a couple of hours of almost constant spray while racing.

Racing Rules Seminar

From Jerry Thompson:
US Sailing National Judge and Regional Race Officer

Racing Rules Seminar



I have scheduled a Racing Rules of Sailing for 2025-2028 available via Zoom on Tuesday and Wednesday (January 7th and 8th), from 7:00pm to 9:00pm.

The cold, dark winter nights are perfect for reviewing the racing rules, Here is what will be covered:

Session 1: (Jan 7)

The rules most Sailors know: 10, 11, 12, 13, 14.

The rules Sailors need to know better: 15, 16, 17.

Session 2: (Jan 8)

The hard to understand rules: 18, 19, 20.

And a few other rules: 21, 22, 23.

Here are the Zoom links for the sessions:

Session 1, Tuesday, January 7

Join Zoom Meeting

<https://us02web.zoom.us/j/88353443668?pwd=K0lrB20aUro3jw8HKdM3y50EsuFxzI.1>

Session 2, Wednesday, January 8

Join Zoom Meeting

<https://us02web.zoom.us/j/85859213152?pwd=eJO4FT7JoN7jfVybkbkc53L5dOBABxF.1>

I promise everyone will learn something.




Consider this Headsail Clew Bowline Alternative

Captain John,

[Www.skippertips.com](http://www.skippertips.com)

[Captainjohnskippertips.com](http://captainjohnskippertips.com)

What simple knot makes the perfect clew knot for headsails? The lark's head rises to the top in compactness and security. It'll never shake free of the clew, and best of all, it's easy to tie and



Form a loop in the center of a doubled length of sheet line. Push the loop through the clew ring, thread the sheets through the loop, pull the knot taut, and you're done!

Now, Lark's head sheets aren't for everyone. Indeed, get a crowd of sailors together, and most will believe the only way to tie a sheet to the clew of a headsail will be bowlines.

Not so. I never used bowlines on my headsail sheets. They're bulky, catch on the rigging, and expose their bitter ends. Those attached to furling sails are in the weather day and night, hanging out in the open, exposed to wind, rain, and dirt.

Continued on next page

So here's an idea to put into action, at least for those headsails that are kept bagged until needed. Consider that when you need to change out a sail, you often want to do it quickly. And that means preparing the sail ahead of time, ready to use before you drag the bag out on deck.

Follow these three steps:

1. Cut a piece of line twice the normal, single sheet length. If one of your sheets measures 30 feet, you'll need a 60-foot piece of line.
2. Find the center of the sheet. Form a bight (teardrop shape) at that point. Push the middle of the bight through the headsail clew.
3. Thread the two bitter ends through the bight of the line and pull tight. Next, tie a stopper knot in each bitter end.

You could repeat this sequence with each jib, Genoa, or staysail to make your headsails ready to use with individual sheets. No need to untie bulky bowlines in a breeze and retie to another sail.

When finished sailing, loosen the lark's head a slight amount to keep the knot from hardening on the clew. You will tighten the knot again the next time you use the sail. Always check the clew and sheets when bending on any headsail.

Wet sheets should be removed, washed with fresh water, and dried before reattaching to the sail. Keep your sheets soft and supple to provide you with great service throughout the sailing season.

Excerpt above from [Captain John's Sailing Secrets](#)

Racing Tactics (videos)

from: **SailZing**
Courtesy **YouTube**

Sailboat Racing Tips: [Boat Speed with Champion Sailor Dave Ullman and Roble-Shea Sailing](#)
(CTRL-Click to play in new window)

Sailing Champion and Olympic-level coach Dave Ullman joined Olympic Sailing Team members Stephanie Roble and Maggie Shea to reveal their secrets for SPEED. From rig and sail tuning to mental edge, these top sailors help you with techniques for an extra level of boat speed.

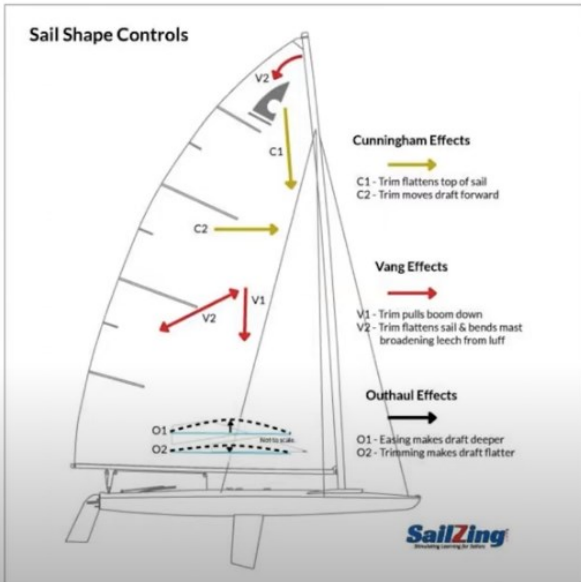
Sail Controls

fine-tune your sail shape

- Vang - flattens sail, pulls down on leech
- Cunningham - moves draft forward, opens leech
- Outhaul - controls foot of sail & return in bottom part of leech

- Traveler - helps control angle of heel
- Backstay - flattens sail bending mast, opens leech
- Opti: Preventer moves draft, Sprit moves leech

Sail Shape Controls



Cunningham Effects

C1 - Trim flattens top of sail
C2 - Trim moves draft forward

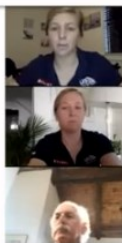

Vang Effects

V1 - Trim pulls boom down
V2 - Trim flattens sail & bends mast broadening leech from luff

Outhaul Effects

O1 - Easing makes draft deeper
O2 - Trimming makes draft flatter

ILYA

SailZing
Simulating Learning for Sailors

25:31 / 1:26:20

⏪ ⏩ 🔊 🏠 🗄️ 📺

January 2025						
MON	TUE	WED	THU	FRI	SAT	SUN
30	31 New Years Eve	Jan 1 Closed, LT Marina Membership New Years Day	2 7pm Board Meeting	3	4	5
6	7	8	9	10	11 Frigid Digit Races	12
13	14	15	16	17	18	19
20	21	22	23	24	25 Social Sail	26 5pm 2025 Change of Wa
27	28	29	30	31	Feb 1	2

February 2025						
MON	TUE	WED	THU	FRI	SAT	SUN
27	28	29	30	31	Feb 1	2
3	4	5	6 7pm Board Meeting	7	8 Snowflake Races	9
10	11	12	13	14 Valentine's Day	15	16
17	18	19	20	21	22 Social Sail	23
24	25	26	27	28	Mar 1	2

CLASSIFIED ADS

YOUR AD WILL RUN 3 MONTHS.

IF NOT RENEWED BY ADVERTISER, THEY WILL BE DELETED.

SEND YOUR CLASSIFIED TO :

newsletter@Laketownsendyachtclub.com



Price Reduced!

With a heavy heart...

I've decided to put Epiphany up for sale. She is a beautiful Mark I woody Wayfarer, built, we think, in 1962 from a kit, owned for some time by Al Schoenborn's brother, Mike, and refurbished by AnneMarie Covington and Jim Heffernan in 2017. She is rigged for racing, with a solid main, jib and spinnaker, and a new centerboard (built by Richard Johnson). She also comes with:

New Load Rite trailer with guide posts (2021, \$2,000 value)

Beautiful wooden benches

Reefing sail

Storm jib

Gottschling cover

Boom crutch

Optional mast flotation and motor mount

I LOVE this boat – very comfortable, handles very well. Have put lots of TLC into her upkeep – sanding and varnishing yearly. However, she has a slow leak from the center trunk area, and I do not have the skill, tools or space to be able to fix that. I would really like for her to stay at LYTC or at least within the Fleet 16 community. Asking \$3500 – negotiable.

Asking \$2500 or best offer!

Annette Grefe 336-207-1401 (text) or agrefemt@icloud.com

See photos below...

Continued from previous page



Continued on next page

Continued from previous page





Please Like LTYC on facebook

- Check in at LTYC on facebook
 - Tag us
- Write an endorsement for LTYC
- Like LTYC on the "Like" page
- Post a review of LTYC on FB
- If you need help to post pictures or a video on our page, please contact JC Aller at aller.jc@gmail.com

Please follow our High School Racing Team on Instagram at [ltycsailingteam](https://www.instagram.com/ltycsailingteam), and of course, on facebook at www.facebook.com/laketownendyachtclub/

Next newsletter deadline: Jan 22, 2024

◆ Lake Townsend Yacht Club Board

Commodore: Andy Forman	◆ commodore@laketownsendyachtclub.com
V. Commodore/Racing: Mark Wilson	◆ vicecommodore@laketownsendyachtclub.com
Rear Commodore/Education: Ron Washburn	◆ education@laketownsendyachtclub.com
Treasurer: Rob Bradley	◆ treasurer@laketownsendyachtclub.com
Secretary: Lynn Abram	◆ secretary@laketownsendyachtclub.com
Equipment: Mark Green	◆ equipment@laketownsendyachtclub.com
Membership: JC Aller	◆ membership@laketownsendyachtclub.com
Social Outreach:	OPEN – Need a volunteer!
Marketing:	OPEN – Need a volunteer!
Newsletter: Sid Hale	◆ newsletter@laketownsendyachtclub.com
Social Media, City Liason:	OPEN – Need a volunteer!

You don't have to be a board member to help out. Everything this club does is done by volunteers. Please contact the individual board members to see how you can contribute.

Thanks for making LTYC the best!

Board meetings are open to all members. They are held virtually, via, Zoom the first Thursday of each month at 7:00 p.m.