

Lake Townsend Yacht Club

Tell Tales

JUNE, 2024



Happy Father's Day

~Name That Boat~

A cool name adds a nice touch of class to a boat. Let's name the Club boats!

A couple of years ago, a High School sailor gave Flying Scot 1 the name "ARGO." Great name for a boat, but the rest of the club's sail boats remain nameless.

Let's change that!

Think about a name for Flying Scots 2 and 3 (FS 3 is the newest boat, recently restored by Tom Bews), Wayfarers 1 and 2, and Tanzer 5.

Send your boat names to [Andy Forman, Commodore](#).

...as many as you want!

The Board will select the winners. Will the winner get rich? Er, no.

Famous? Well, maybe a little.

But winning names, and the winners that submitted them, will be posted here in TellTales. And of course, our Club boats will have that little touch of class.

Deadline is June 30.

47th Annual Mayor's Cup

By Andy Forman, Commodore

Turnout at LTYC's 47th Mayor's Cup was great with 28 boats entering in 3 classes (Flying Scot, Wayfarer, and Weta) over June 1st and 2nd. Of course it may have been due to the availability of plenty of red cup refreshment and Wanda Williams' delicious cake and watermelon.



Many thanks go to all who helped make it a wonderful event including:

Wanda Williams – back to treat us all to great food and desserts.

Cathy Leonard and her daughter Hanna – Fabulous Tee Shirt Graphic Design

Sid Hale – Registration, Website, promotion and payment setup

Alan Backus – PRO

Pat Backus – Scorer

Race Committee including Linda Heffernan, Phil Leonard, Jeanne Allamby, Keith Smoot and Kim Jones

Mark Wilson – Steady supplier of red cup refreshment.

Tom Bews – Launched RC boats early and completed FS3 prior to MC

Mark Green – Equipment maintenance with help from Phil Leonard & Scott Bogue

Scott Bogue with help from Chad Fogleman, Phil Leonard, Laura Kilian, Katlyn Saferstein, David Duff and others – Decorations and Photos

Linda Marsh with help from Photo Boat driver Scot Bogue – Photographer

AnnMarie Covington – Awards ceremony

Many others - Setup and Cleanup helpers

Continued from previous page

Saturday sailing was delayed for light and changing winds, after which 2 races were held for Flying Scots and Wetas and one race was held for the Wayfarers. Sunday's wind was perfect with PRO Alan Backus setting some great courses.



For those interested in tracking how everyone did, check out the full 2024 Mayor's Cup Scores at this link:

<https://www.laketownsendyachtclub.com/racing/RaceSeriesScores.asp>

Continued on next page

Continued from previous page



The top regional **Flying Scot** team of Dave Rink and Joel Blade (both from Lake Norman Yacht Club) dominated the Flying Scot competition with 5 bullets.

The 2nd place in the Flying Scot class went to LTYC's Robert Bouknight and Nancy Torkewitz, with 3rd place going to Dave Safirstein and Carol Claypool (also hailing from Lake Norman Yacht Club).

In the **Wayfarer** fleet, John and Mary Driver (West River Sailing Club) took 1st place with our own AnnMarie Covington and new sailor Shauna Rankin-Byrne winning 2nd place.



Alan Taylor won 1st place in the **Weta** class having been seriously challenged by new Weta sailor, Gareth Ferguson, who won 2nd place with only point separating them.

It was great to see the multi-hulls back at Lake Townsend after a couple of years of being MIA.

Continued on next page

Continued from previous page

For those interested in tracking how everyone did, check out the full 2024 Mayor's Cup Scores at this link:

<https://www.laketownsendyachtclub.com/racing/RaceSeriesScores.asp>

Besides the awards for best scores in each one design class, the **Mayor's Cup** is awarded to the 1st place winner of the class with the highest number of boats that start in at least one race.

With that in mind, the top regional Flying Scot team of Dave Rink and Joel Blade (both from Lake Norman Yacht Club) dominated the Flying Scot competition of 13 competitors (as opposed to 8 in the Wayfarer class and 5 in the Weta class) and won the perpetual Mayor's Cup Trophy.

In addition, the **Bryan Cup** is awarded to the winner with the highest average number of boats defeated per race in its start (excluding the Mayor's Cup class). This trophy honors Joseph Bryan and the Bryan family for their generosity to the City of Greensboro.

This year, the Bryan Cup went to John and Mary Driver (West River Sailing Club) in their Wayfarer.



Continued on next page







Continued on next page



Continued on next page



Finally...

Besides the photos on the previous pages, **A LOT MORE** photos were taken at this event! Lynn Abram got photos on Saturday, as well as on Sunday, and Scott Bogue got the photos from Saturday night dinner and the awards presentations on Sunday.

See all of the photos [HERE](#) (Ctrl-Click to open in new browser tab)
Check here for all of the [2024 Mayor's Cup Scores](#) (Ctrl-Click to open in new browser tab)

Thanks to all who participated and contributed to a wonderful regatta.

Let's Go Sailing!



Whether You Pledged—or not!

After over 25 years of use, the docks at Lake Townsend Marina are in desperate need of repair and maintenance. With minimal Greensboro Parks & Recreation funds available for this purpose, a Repair the Docks initiative has been established that allows private donations through the non-profit Greensboro Parks Foundation. The program is called the **Lake Townsend Docks Restoration Initiative**.

The restoration of the aging “Tee” docks at Lake Townsend Marina is essential for maintaining the quality and safety of this beloved recreational area. Your donation will be directly used to purchase the necessary repair materials, including replacement dock boards, screws, protective bumpers, and fittings.

Please Donate here through the Greensboro Parks Foundation:

<https://www.savethedocks.org/donate/>

The goals of our project are set out in four key phases:

- ◆ **Repair of Two “Tee” Docks:** Your funds will help us repair two deteriorating docks by acquiring new boards, screws, and protective bumpers. This phase is critical to ensure the docks are safe and functional for all visitors and users’ boats.
- ◆ **Protective Marine Bumpers:** After the initial dock repairs, any additional funds will be directed towards installing protective bumpers at the launch ramp and on related corners and concrete columns, further enhancing safety and protecting users’ boats.
- ◆ **New Dinghy Dock Modules:** With sufficient funding beyond the first two phases, we plan to purchase new plastic modules to expand the dinghy docks, accommodating more visitors and activities.

Continued on next page

- ◆ **Marina Equipment and Facility Maintenance:** Finally, further funds will support ongoing maintenance of the Lake Townsend Marina equipment and facilities, ensuring the longevity and utility of the marina for years to come.

Lake Townsend is a cherished resource for water supply, fishing, boating, sailing, kayaking, waterboarding, canoeing, and many other water sports. Your donation ensures that it remains a safe and enjoyable environment for all these activities. Thank you once again for your generous support. We look forward to updating you on the progress of the restoration project and the positive impact your donation has made.

Again... Please Donate here through the Greensboro Parks Foundation:

<https://www.savethedocks.org/donate/>

IT'S THAT TIME AGAIN

2024 Memberships Renewals Are Over Due

The Benefits of Membership

Competitive Fun Sailing

On the second Saturday of each month we hold our regular LTYC race series. This is 'around the buoys' racing where courses are laid out and there is a Signal Boat (pontoon boat) which carries the Race Committee who administer the race. There are specific times set to attend an online competitors meeting prior to the race day and to have your boat at the starting area to race. Typically, there are three races run.

Social Fun Sailing

On the fourth Saturday of each month we have a Sail-abration! There is no set time or agenda. This weekend is for daysailing and cruising just for fun. Club members are there who may either invite you to go sailing on their boat or give you advice about sailing your boat or a rental. It's a good time to practice and improve your sailing or racing skills. Best way to learn is to be onboard with one of our experienced skippers.

Other Benefits

Seminars and training for beginning and intermediate sailors

Availability of club boats including one a Tanzer 16, three Flying Scots, and two Wayfarers. All are ready for use, mast-up and on trailers. For more information, see the [club sailboat usage policy, agreement, and reservations](#) in the Members' Cove.



New Membership

Membership Renewal

Let's Learn to Sail!

Of the 23 separate classes we have scheduled for this year, 10 have already been filled!



Don't miss out. Register early to make sure you lock in one of the rapidly disappearing slots. Early registration will give you the widest range of choices and if you want this training wouldn't it make sense to get it as early as possible rather than at the end of the sailing season?

There are Beginner courses, Intermediate courses, Individual lessons, Sail Camps for Juniors, and even a Learn to Race course.

ONLY a few seats are still available in each of the remaining courses so check out [this year's schedule](#) and then click on the link to the Online Registration Form.

Visit the LTYC website to sign up for one of the classes listed.

Learn to Sail:

[Learn-to-Sail \(laketownsendyachtclub.com\)](http://laketownsendyachtclub.com)

Volunteers Needed!

All classes are in need of volunteers. Visit <https://laketownsendyachtclub.com/activities/InstructorSignUp.asp> to sign up as an Instructor, Assistant, or Scat Boat Driver.



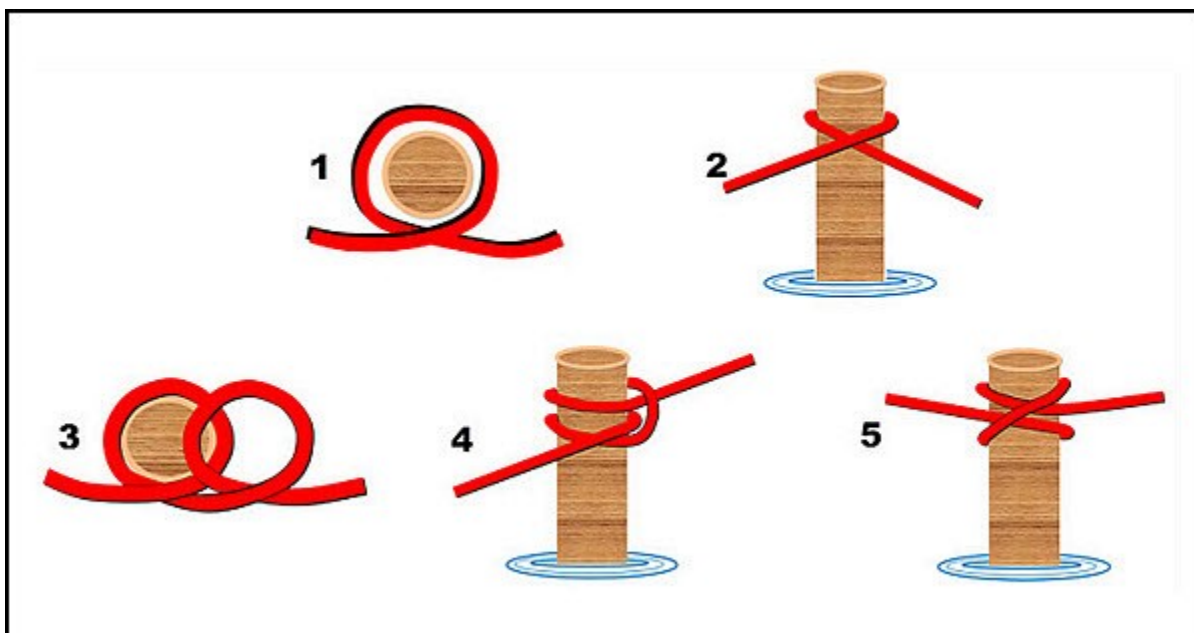
How to Tie the 'Crossing-Turn' Clove Hitch

Captain John,

[Www.skippertips.com](http://www.skippertips.com)

[Captainjohnskippertips.com](http://captainjohnskippertips.com)

What sailing knot could you tie onto a piling for a safe and secure temporary mooring? What knot could you use to lash your rudder in place for heaving-to in stormy weather? Here's one super boating knot you'll want to know this sailing season.



I believe the clove hitch stands alone as one of the most important knots in all of sailing. And not because of robustness or strength. Indeed, a clove hitch "without assistance" will slip and slide without constant strain. And it can spill (untie) if slacked and shocked over and over.

Yet, this single knot rises to the top as one of sailings vital "foundation" knots. Many knots use the clove as a "*starter*", like the constrictor knot. Others use the clove as a "*finisher*", like the marline lashing. And, it's the perfect knot to show a novice--easy-to-learn and easy-to-tie.

Continued on Next Page

Continued from previous page

You can use the clove hitch to:

- Hold fenders in place.
- Lash a rope coil to a rail.
- Hang rope below for storage.
- Form the foundation for the double constrictor knot.
- Finish off sailing gear lashings.
- Make a temporary hitch to belay a line to a post or piling (add two half-hitches for extra security).
- Hold your tiller in place for steering (temporary).
- Adjust the tiller with ease when hove-to.

Once you know the basic clove hitch, you're ready for a bit more advanced version--and one that's even faster! Tie the Clove Hitch with a super simple *crossing-turns* technique. Follow the steps below to learn this little-known technique.

1. Hold a long piece of line in both hands. In illustration 1, note how the working end of the line (right side of the line) passes beneath the belayed end. If you are right handed, follow this illustration. Twist the loop of line in your right hand and place it beneath the line in your left hand (this would be belayed to a cleat or other device) If you are left handed, the working end will be in your left hand; loop this beneath the other end.
2. Drape the loop over a post, piling, end of a tiller or other open-ended object as shown (illustration 2).
3. Create a second crossing turn in the same exact manner as the first (illustration 3). Slide the second crossing turn up and over the first crossing turn.
4. Drape the second crossing turn over the post, piling, or tiller (illustration 4).
5. Take a look at illustration 4. Realize that knots often fail because they are left loose like this after the final step. Spend a few extra seconds to remove the slack and tighten up the knot. Butt up the crossing turns next to one another. Work both ends of the hitch to remove as much slack as possible (illustration 5). You could add two half-hitches or a rolling hitch beneath the knot for extra security.

~~~~~

Learn how to make sailing knots faster and easier with techniques like the little-known crossing-turn clove hitch. Add this sailing tip to your "*need-to-know*" sailing knots list. Pass it along to your sailing crew or partner--wherever you choose to sail or cruise!

# Racing Tactics (video)




from: **North Sails**  
Courtesy **YouTube**

## Sailboat Racing Tips: Sail Trimming 101: [Expert Advice from Drew Mitchell](#)

(CTRL-Click to play in new window)



In this video, Drew Mitchell, discusses mainsail, jib/genoa and spinnaker trim in light, medium, and heavy air. Both upwind and downwind sail shape are covered, as well as symmetrical and asymmetrical spinnaker trim.

### Mainsail Trim

**Upwind - Medium Air 8-15 kts**


Draft - roughly 45%

Sail Controls

- Cunningham - Hint of Wrinkles
- Boom Vang - Snug
- Outhaul - nice round shape in foot
- Backstay (masthead?)

Traveler

- Start easing down
- Pull on sheet so boom is still centered



**NOTE: Several free downloads [HERE](#) from North Sails.**

## CLASSIFIED ADS

YOUR AD WILL RUN 3 MONTHS.

IF NOT RENEWED BY ADVERTISER, THEY WILL BE DELETED.

SEND YOUR CLASSIFIED TO :

[newsletter@Laketownsendyachtclub.com](mailto:newsletter@Laketownsendyachtclub.com)



**For Sale: \$0**

You read right...

I have a Tanzer 16 I'd like to **donate**.

It's in fair, sailable condition. Includes trailer.

I'm not sailing it and I don't like dealing with Facebook/Craigslist.

Let me know if you're interested.

James Hedgecock (336) 423-9504 or [james.hedgecock@yahoo.com](mailto:james.hedgecock@yahoo.com)



Continued on next page

Continued from previous page



Continued on next page

Continued from previous page





### Please Like LTYC on facebook

- Check in at LTYC on facebook
  - Tag us
- Write an endorsement for LTYC
- Like LTYC on the "Like" page
- Post a review of LTYC on FB
- If you need help to post pictures or a video on our page, please contact JC Aller at [aller.jc@gmail.com](mailto:aller.jc@gmail.com)

Please follow our High School Racing Team on Instagram at [ltycsailingteam](https://www.instagram.com/ltycsailingteam), and of course, on facebook at [www.facebook.com/laketownendyachtclub/](https://www.facebook.com/laketownendyachtclub/)

Next newsletter deadline: July 21, 2024

## ◆ Lake Townsend Yacht Club Board

|                                        |                                                                                                        |
|----------------------------------------|--------------------------------------------------------------------------------------------------------|
| Commodore: Andy Forman                 | ◆ <a href="mailto:commodore@laketownsendyachtclub.com">commodore@laketownsendyachtclub.com</a>         |
| V. Commodore/Racing: Mark Wilson       | ◆ <a href="mailto:vicecommadore@laketownsendyachtclub.com">vicecommadore@laketownsendyachtclub.com</a> |
| Rear Commodore/Education: Ron Washburn | ◆ <a href="mailto:education@laketownsendyachtclub.com">education@laketownsendyachtclub.com</a>         |
| Treasurer: Kim Jones                   | ◆ <a href="mailto:treasurer@laketownsendyachtclub.com">treasurer@laketownsendyachtclub.com</a>         |
| Secretary: Ted Sikorski                | ◆ <a href="mailto:secretary@laketownsendyachtclub.com">secretary@laketownsendyachtclub.com</a>         |
| Equipment: Mark Green                  | ◆ <a href="mailto:equipment@laketownsendyachtclub.com">equipment@laketownsendyachtclub.com</a>         |
| Membership: Ali Kishbaugh              | ◆ <a href="mailto:membership@laketownsendyachtclub.com">membership@laketownsendyachtclub.com</a>       |
| Social Outreach:                       | ◆ <a href="mailto:lgs@laketownsendyachtclub.com">lgs@laketownsendyachtclub.com</a>                     |
| Marketing: Courtney Dragiff            | ◆ <a href="mailto:marketing@laketownsendyachtclub.com">marketing@laketownsendyachtclub.com</a>         |
| Newsletter: Sid Hale                   | ◆ <a href="mailto:newsletter@laketownsendyachtclub.com">newsletter@laketownsendyachtclub.com</a>       |
| Social Media, City Liason: JC Aller    | ◆ <a href="mailto:socialmedia@laketownsendyachtclub.com">socialmedia@laketownsendyachtclub.com</a>     |

You don't have to be a board member to help out. Everything this club does is done by volunteers. Please contact the individual board members to see how you can contribute.

Thanks for making LTYC the best!

**Board meetings are open to all members. They are held the first Thursday of each month at 7:00 p.m.**