







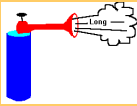



The Race Starting Sequence






Often the most confusing part of any sailboat race is the start. We came across this chart on the SAYRA web site that provides an explanation of the starting sequence and the visual and sound signals. Note that the visual signal governs the race; the sound signal is just to call attention to the visual signal.

Title	Visual Signal	Sound Signal	Time to Start
Warning	Class Flag(s) Displayed. These may be Sailboat Class flags i.e. for the Flying Scot fleet or they may be numerical pennants.	1  Short Sound	5* minutes
Preparatory	 or  or  or  or  	1  Short Sound	4 minutes
	Preparatory Flag(s) Removed	1  Long Sound	1 minute
Start	Class Flag(s) Removed	1  Short Sound	0

* or as stated in the sailing instructions

The warning signal for each succeeding class shall be made with or after the starting signal of the preceding class.

Numerical Pennant may be used as class flags.

Pennant 1	Pennant 2	Pennant 3	Pennant 4	Pennant 5
				
Pennant 6	Pennant 7	Pennant 8	Pennant 9	Pennant 0
